



PRODUCTS FOR THE WATER AND WASTEWATER INDUSTRY



## FIBERGLASS GAGES

Product Bulletin GA-1

### FIBERGLASS GAGES

For

- WATER LEVEL MEASUREMENT
- FLOW RATE INDICATION
- TANK GAGING
  - Easy to Install
  - Easy to Read
  - Excellent Corrosion Resistance
  - Custom Markings
  - Built to Any Size



*Sizes and variations are limitless on Plasti-Fab Gages*

Plasti-Fab has made FIBERGLASS HEAD GAGES for use in open channel flumes for over 20 years. Due to market demand we now offer this same durable construction in all sizes of custom level gages. Plasti-Fab FRP gages will not fade, chip, or warp. They are easily installed and require little or no maintenance, aside from occasional cleaning.

These gages have been used in flumes, weirs, reservoirs, wastewater plants, lagoons, waterways and other applications. Large gages are designed for viewing from a distance and are used for checking tide levels, river stages, and tank levels.

Small gages for flow metering are designed for use in flumes and weirs, or where level change is minimal and access is readily available. They may have a center line which divides the 6" wide gage into two separate increments, e.g. feet and CFS, feet or inches and GPM, meters and liters per second or any other desired combinations.

Numerals are printed in various sizes as may be required for the application. Typically 1/2" to 3/4" high numerals are used in small gages. Six inch high-visibility numerals are used on gages in bays, rivers, navigation locks and on elevated tanks. These gages are graduated in feet, tenths, meters and decimeters or anything the customer desires.

Gages can and are made any reasonable length. Most gages are made 9 feet long or less for easy shipment via UPS.

FRP gages do not crack or spall when damaged by river traffic or if damaged by gunshot or other vandalism.

Fiberglass gages are easily mounted to any flat surface using stainless steel screws or stainless steel anchor bolts.

*Gages are available in slide frames which are mounted to permit easy removal of gages for cleaning.*

## TYPICAL SPECIFICATIONS

### METERING GAGES

The contractor shall furnish and install at the location(s) shown on the drawing(s), FRP Head Gage(s) as manufactured by Plasti-Fab, Inc., P. O. Box 100, Tualatin, OR 97062 or preapproved equal.

Manufacturers other than the above named company wishing to quote on equipment shall submit representative samples showing quality and construction and shall have received approval or acceptance prior to bid time.

The FRP Metering Gage shall be built 6" wide x \_\_\_\_\_ tall. The material shall be fiberglass reinforced polyester laminate with type set or computer generated lines and numbers printed on a resin compatible material and laminated into the gage. Surface mounted or painted markings are not acceptable. Background shall be white with black numerals. The face of the gage shall be a flat molded surface.

Numbers, lines and lettering shall be in resin compatible, UV stabilized black ink. Numbers shall be \_\_\_\_\_ high. The center line and minor lines shall be readily discernible from 12 feet away.

Gages shall display dual markings in the following increments of \_\_\_\_\_ and \_\_\_\_\_ separated by a center line. (Typically increments can be graduated in inches, tenths or hundredths of a foot, GPM, CFS, MGD, centimeters and liters per second).

### LEVEL GAGES


The contractor shall furnish and install at the location(s) shown on the drawing(s), FRP level gages as manufactured by Plasti-Fab, Inc., P. O. Box 100, Tualatin, OR 97062 or preapproved equal.

Manufacturers other than the above named company wishing to quote on equipment shall submit representative samples showing quality and construction and shall have received approval or acceptance prior to bid time.

The FRP level gage shall be 14" wide x \_\_\_\_\_ tall and a nominal 1/4" thickness constructed in \_\_\_\_\_ pieces. The material shall be fiberglass reinforced polyester laminate. The gage(s) shall be made using UV stabilized gel coat for numerals and background both applied prior to the laminating process. Numerals and other markings shall be black with a white background, both having a nominal thickness of 10 to 20 mils and of a gelcoat formulated to withstand normal impact.

Numbers shall be 6" high and have a 3/4" minimum line width. There shall be five lines per foot with each line one tenth of a foot high. Lines to have progressive lengths of 1", 2", 3", 4" and 5" with points on the 3" and 5" long lines. Each top and bottom edge of the lines are to indicate one tenth of a foot.

If gages are metric (SI), graduations shall be meters, decimeters and centimeters with each graduation line in decimeters and centimeters. Lines shall be in progressive lengths, being 1 cm high as shown on detail \_\_\_\_\_.



**Plasti-Fab®**, INC.

P.O. Box 100  
Tualatin, OR 97062  
(503) 692-5460  
FAX (503) 692-1145